



ROBOT CARTESIANI STRUTTURE DI BASE



SISTEMA CARTESIANO in configurazione X-Y con slitta asse Y mobile

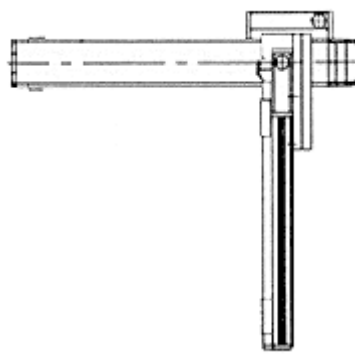


diverse aree di lavoro a seconda della posizione di montaggio

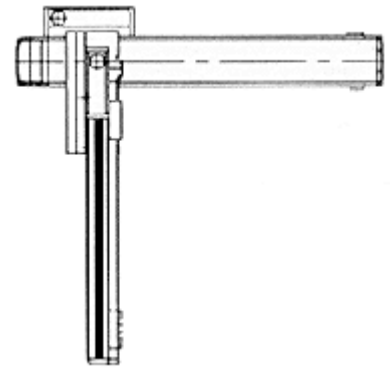


XYB

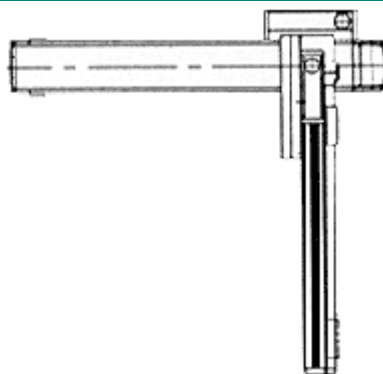
asse Y
fissato sulla base



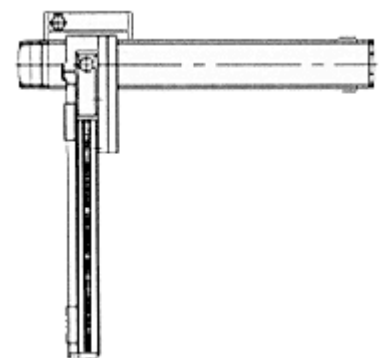
1



2



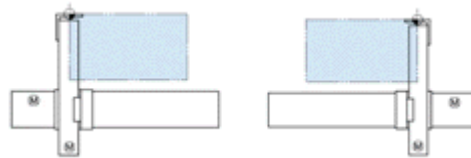
3



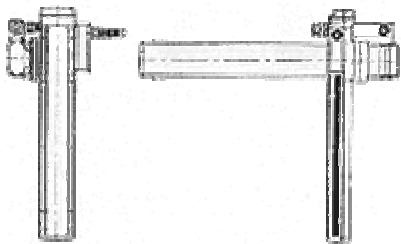
4



SISTEMA CARTESIANO in configurazione X-Y con asse Y mobile

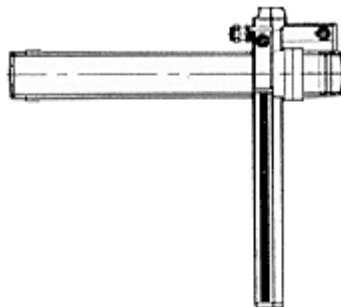


diverse aree di lavoro a seconda della posizione di montaggio

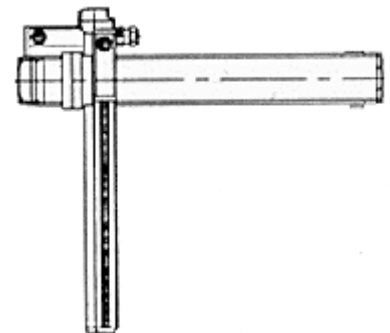


XY

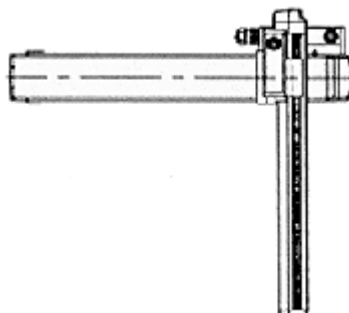
asse Y
fissato sulla slitta



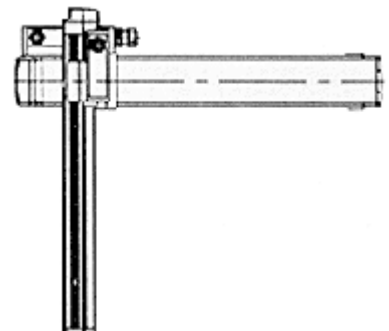
1



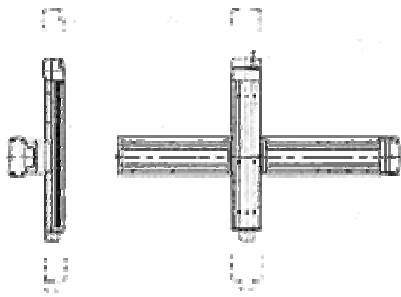
2



3



4

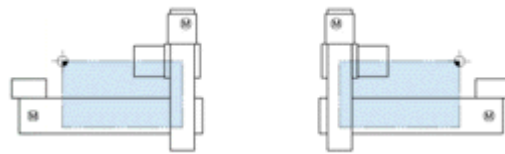


YZ

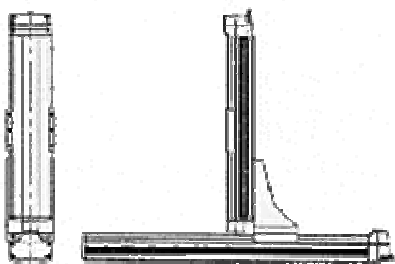
asse Z
fissato sulla slitta



SISTEMA CARTESIANO in configurazione Y-Z con slitta asse Z mobile



diverse aree di lavoro a seconda della posizione di montaggio



XZ

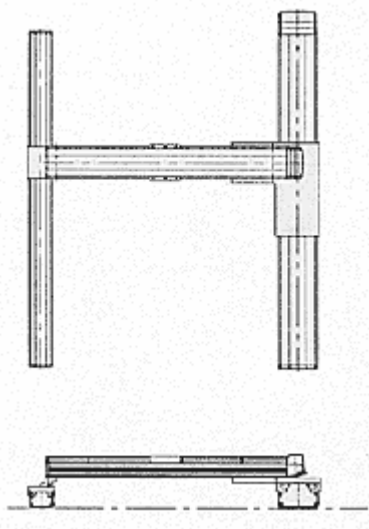
asse Z
fissato sulla base



SISTEMA CARTESIANO in configurazione X-Z con slitta asse Z mobile



diverse aree di lavoro a seconda della posizione di montaggio



A CARROPONTE



SISTEMA CARTESIANO in configurazione a carroponte con slitta asse Y mobile



diverse aree di lavoro a seconda della posizione di montaggio